



Pricing Policy

Centralines Limited
Approved Policy

Issue No. **1.0**

Effective from: **1 April 2008**

Status: Draft ; **In Service** ; Under review ; Archived

Filename: **Centralines Pricing Policy 1 April 2008**

Next Review Due: **1 April 2009**

This is a controlled document. As such it is subject to change. Please ensure you have the most up-to-date copy at all times.
Contact your policy administrator for the latest version.

PRICING POLICY**REVISION TABLE**

Date	Issue/Rev	Changes	By	Authorised	Approved	Supersedes
01.04.2006	1.0	New format, new methodologies and new rates to take effect 1 Apr. 2007	Commercial Analyst	Regional Manger Centralines	Chief Executive	N/A
01.04.2006	1.0	Revision of split between transmission and distribution components	Commercial Analyst	Regional Manger Centralines	Chief Executive	Centralines Pricing Policy 1 April 2007
01.04.2008	1.0	New rates to take effect 1 April 2008	Commercial Analyst	Regional Manager Centralines	Chief Executive	Centralines Pricing Policy 1 April 2007

Next review date: **1 April 2009**

TABLE OF CONTENTS

1	PURPOSE	5
2	SCOPE	5
3	RESPONSIBILITIES	5
4	REFERENCES	5
5	DEFINITIONS	5
6	INTRODUCTION AND GENERAL CONDITIONS	8
6.1	Introduction	8
6.2	Conditions Common to All Pricing Groups	8
6.2.1	<i>General Conditions</i>	8
6.2.2	<i>Extent of Charges</i>	9
6.2.3	<i>Transmission Cost Allocation</i>	9
6.2.4	<i>Description of End-Consumer Category Options:</i>	9
6.2.5	<i>Power Factor Charges:</i>	10
6.2.6	<i>Eligibility for controlled rates:</i>	10
6.2.7	<i>Time Zone Definitions:</i>	11
6.2.8	<i>Selection of Load Group and Application of Meter Register Code</i>	11
6.2.9	<i>Load Group Switching</i>	12
7	TEMPORARY BUILDERS' SUPPLY PRICING	12
7.1	Introduction	12
8	MASS MARKET PRICING	13
8.1	Introduction	13
8.1.1	<i>Load Group Definitions</i>	13
8.2	Line Charges	14
8.2.1	<i>Tariff Options</i>	14
9	SMALL COMMERCIAL PRICING	15
9.1	Introduction	15
9.2	Fixed Line Charges	15
9.3	Variable Line Charges	15
9.3.1	<i>Standard Meter Options</i>	15

9.3.2	<i>Time of Use variable charges:</i>	16
10	LARGE COMMERCIAL PRICING	17
10.1	Introduction	17
10.2	Fixed Line Charges	17
10.2.1	<i>Fixed Daily Line Charges</i>	17
10.3	Variable Line Charges	17
10.3.1	<i>Time of Use Variable Charges</i>	17
11	INDUSTRIAL PRICING	18
11.1	Introduction	18
11.2	Line Charges	18
12	OTHER CHARGES	19
12.1	Introduction	19
13	LOSS FACTORS	22
13.1	General Conditions	22
13.1.1	<i>Reviews</i>	22
14	CURRENT AND FUTURE TARIFF DIRECTION	22
14.1	Current Price Review	22
14.2	Transpower Charges	22
14.3	Future Price Review	22
15	CLARIFICATION	23
16	COMMUNICATION	23
17	IMPLEMENTATION, REVIEW AND REVISIONS	23
18	APPROVALS	23

1 PURPOSE

The purpose of this policy is to outline the application of Centraline's line charges and other Use of System charges.

2 SCOPE

This policy only applies to lines charges and other Use of System charges. Lines charges include a component relating to the transmission of energy across the national grid and a component relating to distributing electricity over network assets owned by Centralines Limited. These charges do not cover the full retail charges billed by a Retailer.

3 RESPONSIBILITIES

3.1	Development & review:	Commercial Analyst
3.2	Authorisation:	Regional Manager Centralines
3.3	Approval:	Chief Executive
3.4	Education and Training	Retailers, Consumers, New Connections and Billing

4 REFERENCES

- 4.1 Electricity (Low Fixed Charge Tariff Option for Domestic Consumers) Regulations 2004
- 4.2 Electricity Information Disclosure Requirements 2004

5 DEFINITIONS

Connection	Each point of connection at which a supply of electricity may flow between the Distribution network and the Consumer's installation as defined by the Distributor and has the same meaning as Point of Connection.
Consumption Data	Data provided by the Retailer to the Distributor as required under the Network Agreement, showing details of the measured electricity consumption on the Distribution Network(s) to which the Network Agreement applies.
Customer	A direct customer or a Retailer (where the Retailer is the customer)
Demand	The rate of expending electrical energy expressed in kilowatts (kW) or kilovolt amperes (kVA)

PRICING POLICY

Distributor	Centralines as the operator and owner of the Distribution Networks.
Electricity Governance Rules	The Rules made by the Minister of Energy under section 172H of the Electricity Act 1992 as may be amended from time to time.
Embedded Generation or Distributed Generation	Electricity generation that is connected and distributed within the Network, that electricity generation being such that can be used to avoid or reduce transmission demand costs.
Embedded Generator	Electricity generation plant producing Embedded Generation.
End-Consumer	A purchaser of electricity from the Retailer where the electricity is delivered via the Network.
Grid Exit Point (GXP)	A point of connection between Transpower's transmission system and the Distributor's Network.
GST	Goods and Services Tax as defined in the Goods and Services Tax Act 1985.
High Voltage (HV)	Voltage above 1,000 volts, generally 11,000 volts for supply to End-Consumers.
Installation Control Point (ICP)	Point of Connection on the Distributor's network, which the Distributor nominates as the point at which a Retailer is deemed to supply electricity to an End-Consumer, and has the attributes set out in the Rules.
Interest rate	On any given day, the rate (expressed as a percentage per annum and rounded to the nearest fourth decimal place) displayed on Reuters' screen page BKBM (or its successor page) at or about 10:45am on that day as the bid rate for three-month bank accepted bills of exchange or, if no such rate is displayed or that page is not available, the average (expressed as a percentage per annum and rounded to the nearest fourth decimal place) of the bid rates for three-month bank accepted bills of exchange quoted at or around 10:45 am on that day by each of the entities listed on the Reuters' screen page when the rate was last displayed or, as

PRICING POLICY

	the case may be, that page was last available.
kVA	kilovolt amp
kVAh	kilovolt amp hour
kVAr	kilo Volt-Amps reactive
kVArh	kilo Volt-Amps reactive hour
kW	kilowatt
kWh	Kilowatt hour
Line Charges	The charges levied by Centralines on End-Consumers for the use of the Network as described in this Pricing Schedule.
Load Control Equipment	The equipment (which may include, but is not limited to, ripple receivers and relays) which is from time to time installed in, over, or upon an End-Consumer's Premises for the purpose of receiving Load Management Service signals.
Load Group	Means the relevant price category selected by the Distributor from this Pricing Schedule to define the line charges applicable to a particular ICP.
Load Management Service	Providing a signal for the purpose of reducing or interrupting delivery to all or part of an End-Consumer's Premises, including as an example, but without limitation, delivery to a water heater.
Low Voltage (LV)	Voltage up to 1,000 volts, generally 230 or 400 volts for supply to End-Consumers.
Network Agreement	The Network Agreement, Network Services Agreement, Network Connection Agreement, Electricity Delivery Agreement, Use of System Agreement, Conveyance and Use of System Agreement or Agreement for Use of Networks and, to avoid doubt, includes any agreement in the form of the Model Use of System Agreement that this Pricing Schedule forms a part of.
Pricing Schedule	Means this pricing Schedule
Retailer	The supplier of electricity to End-consumers with installations connected to the Distribution Network.

PRICING POLICY



Stand-alone costs	The costs associated with providing a single dedicated supply between the network user's installation and the nearest transmission connection point. Stand alone costs include the connection assets and the provision of upstream network that would normally be shared with other consumers.
Standard Meter	Has the same meaning as Standard accumulative type meter. These types of meters measure the accumulation of energy over time, rather than the amount of energy for a particular period.
Time of Use Meter (TOU)	Metering that measures the electricity consumption for a particular period (usually half-hourly) and complies with Part D of the Electricity Governance Rules.
Transmission Charge	Has the meaning defined in the Commerce Act (Electricity Distribution Thresholds) Notice 2004, but excludes part (a)(iv) (loss and constraint rentals) of that definition.
Transmission Rebates	The loss and constraint excesses rebated to the Distributor in respect of a Distribution Network by Transpower.
Centralines	Centralines Limited

6 INTRODUCTION AND GENERAL CONDITIONS

6.1 Introduction

Section 6.2 provides supplementary information for the pricing schedules, and should be read in association with these.

6.2 Conditions Common to All Pricing Groups

6.2.1 General Conditions

- (a) Line services are provided to End-Consumers on the basis that the provisions of the Consumer Guarantees Act 1993 are excluded in respect of any business carried out by the End-Consumer.
- (b) All charges are exclusive of Goods and Services Tax (GST).

- (c) Times stated in this schedule are New Zealand Daylight Time unless otherwise specified.

6.2.2 *Extent of Charges*

- (a) All charges exclude the provision of Metering Equipment or Load Control Equipment which is located at the End-Consumers Point of connection to the Distribution Network
- (b) For the purpose of calculating line charges the loss factors are not applied to the measured or calculated energy conveyed to End-Consumers Point of Connection.
- (c) For the purpose of calculating total line charges to the consumer, the total rate in the pricing tables should be used; which is the summation of components relating to both Transmission and Distribution.

6.2.3 *Transmission Cost Allocation*

- (a) The lines charges are disclosed so consumers can calculate what component or components of each line charge is attributable to transmission charges in accordance with Regulation 25, Part 6 – “Disclosure of Line Charges” of the Electricity Information Disclosure Requirements 2004

6.2.4 *Description of End-Consumer Category Options:*

Various consumption options are available for different meter register code options within each load group. The following Category Options are used within the pricing schedules (not all options are available in all load groups);

End-Consumer Category Description	Meter Register Code	Details
24 hr uncontrolled	24UC	24 hour supply uncontrolled
All Inclusive	AICO	A 24 hour supply with associated appliances that under normal supply circumstances can be controlled at any time for a maximum of 7 hours in any 24 hour period. Under abnormal supply or operating circumstances (e.g. where there is a shortage or anticipated shortage of electricity) control of the controllable supply may be for greater than 7 hours per day.

PRICING POLICY

Controlled	CTRL	A 24 hour supply that is permanently wired to a separately controlled meter that under normal supply circumstances, can be controlled at anytime for a maximum of 7 hours in any 24 hour period. Under abnormal supply or operating circumstances (e.g. where there is a shortage or anticipated shortage of electricity) control may be for greater than 7 hours per day.
Night Supply	NITE	A supply that is permanently wired to a separate meter with power between the hours of 11pm to 7am. A "boost period" of one hour generally between 1pm and 3.30pm is also available.
Day/night	CTUD & CTUN	A dual register meter capable of measuring consumption against two registers; Day (7am – 11pm)/Night (11pm – 7am)

Consumption data will be provided by retailers for each End-Consumer using the meter register and Load Group in accordance with the pricing structure and published codes. Consumption that is submitted on a meter register code not appropriate for the End-Consumers Load Group will be defaulted to the 24 hour supply rate (24UC).

6.2.5 Power Factor Charges:

All charges assume a power factor of not less than 0.95 lagging.

A power factor charge of \$7.00/kVAr/month will be applied where the end-consumers power factor is less than 0.95 for end-consumers with TOU metering or when non-TOU metering is installed where a data logger is attached.

The kVAr amount is represented as twice the largest difference between:

- (a) the kVArh amount recorded in any one ½ hour period; and
- (b) one third of the kWh demand recorded in the same ½ hour period.

This charge will be applied from 1 April 2009.

6.2.6 Eligibility for controlled rates:

Eligibility for the controlled rates option is conditional on any of the following End-Consumer equipment being permanently wired into the Distributor's load management system:

- Hot water cylinders with a capacity in excess of 50 litre
- Electric kilns
- Swimming pool heaters

PRICING POLICY



- Spa pool heaters
- Storage Heating
- Air conditioning unit
- Any appliances representing a significant proportion of the Consumer's demand that may be controlled without increasing the consumer's uncontrollable demand.

6.2.7 Time Zone Definitions:

Period	All Regions
Winter	1 May-30 Sep
Summer	1 Oct-30 Apr
Day	7am-11pm
Night	11pm-7am
On Peak	7am - 11am 5pm - 9pm

6.2.8 Selection of Load Group and Application of Meter Register Code

The Load Group for End-Consumers less than 100,000kWh may be nominated by the End-Consumer/retailer. End-Consumers in this category not allocated to a Load Group will, by default, be allocated to the high user option.

The Load Group for all other End-Consumers' Points of Connection will be set by the Distributor (in consultation with the End-Consumer/Retailer), based on the criteria set out in the pricing policy.

If the Retailer reasonably considers that a Load Group has been inappropriately allocated to an ICP, the Retailer will notify the Distributor and the Distributor will advise the Retailer, within 10 Working Days, as to whether or not it agrees to allocate a different Load Group to that ICP. The Retailer will provide the Distributor with the reasons why it considers the Load Group has been inappropriately allocated to the ICP, and the Distributor will provide to the Retailer information relevant to its decision.

Where the Distributor reasonably considers that a different Load Group should be allocated to a particular ICP:

- a) The Distributor will notify the Retailer accordingly including the reasons why it considers the Load Group allocated to the ICP should be changed; and
- b) Unless the Retailer is able to provide evidence to the Distributor's reasonable satisfaction within 10 Working Days of the Distributor's notice that the current

Load Group is appropriate, the Distributor will be entitled to allocate the Load Group that it considers appropriate to that ICP and to commence charging the Retailer for Distribution Services in accordance with that Load Group after a further 40 Working Days; and

- c) The Distributor will provide to the Retailer information relevant to its decision.

6.2.9 *Load Group Switching*

The Distributor's Load Group Change Fee as detailed in Section 12 is payable by the Retailer when a End-Consumer with consumption less than 100,000kWh is changed more than once in any 12 month period (i.e. the fee is payable for the second and each subsequent Load Group change recorded within a 12 month period).

A load group change request by a Retailer must be provided to the Distributor by 5pm on business day five, of the month following the date requested for the load group change to be applied from. For example, if the Retailer notifies the Distributor that it wants the end-consumers load group to be changed as of the 15th April 2006, the Retailer must provide this request to the Distributor by 5pm on business day five of the month of May 2006. If this deadline is not met, the Distributor will backdate the load group change to the requested date (to a maximum of 12 months), if the Retailer advises they are willing to pay the Late Load Group Change Fee as detailed in Section 12. Otherwise the load group change will take affect on the first of the month which is yet to be billed by the Distributor.

End-Consumers with consumption 100,000kWh and greater may only change Load Group once in any 12 month period.

7 TEMPORARY BUILDERS' SUPPLY PRICING

7.1 Introduction

This section applies to Temporary Builders' Supplies, which must be metered. Line charges contain both a fixed and a variable rate.

- a) A New Connection Fee (see Section 12, Other Charges) is payable when the temporary builders supply is first energised;
- b) The subsequent conversion of the temporary builders supply Load Group into any other Load Group (e.g. when the building is complete and the premise is to be occupied) counts as the first Load Group change for the purpose of assessing the possible application of the Load Group Change Fee (see Section 12, Other Charges) at a future date.

PRICING POLICY



Load group	Pattern class	Code	Quantities	Description	Transmission Rate	Distribution Rate	Total Rate	Charge Type
T1P		F-C-T1P		Temporary Builders Supply, single phase fixed charge	20.34	58.14	78.48	Fixed cents/day
T1P	24UC	E-C-T1P-24UC		Temporary Builders Supply, single phase anytime variable charge	1.67	6.85	8.52	Cents/kWh
T3P		F-C-T3P		Temporary Builders Supply, three phase fixed charge	2.76	9.09	11.85	Fixed \$/day
T3P	24UC	E-C-T3P-24UC		Temporary Builders Supply, three phase anytime variable charge	1.14	5.85	6.99	Cents/kWh

8 MASS MARKET PRICING

8.1 Introduction

The following charges apply to End-Consumers whose annual consumption is up to 100,000kWh. Temporary Builders' Supplies do not qualify for this group. TOU metering is not required for this consumer category.

8.1.1 Load Group Definitions

The structure of the rates for mass market End-Consumers involves two options within each region as shown below;

Region	Low Usage	High Usage
C	CH1	CH2

- (a) Option Low Usage. Suitable for End-Consumers using less than 8000 kWh annual consumption. This load group consists of a fixed daily charge plus a variable c/kWh charge. The Low Usage Tariff options are only available if the end-consumer's premise:
- (i) is used or intended for occupation mainly as a place of residence (for example, it is not mainly a business premises); and
 - (ii) is the principle place of residence of the consumer who contracts with the electricity retailer to purchase electricity for the home (for example, it is not just a holiday home); and
 - (iii) is not a premises that is referred to in paragraphs (a) to (i) of section 90 of the Electricity Industry Reform Act 1998 (for example, it is not part of a boarding house, hostel, or camping ground); and
 - (iv) is not a building that is ancillary to a person's principal place of residence (for example, a shed, pump or garage) that is separately metered; and
 - (v) is not exempt from the low fixed charge option coverage under an exemption granted under the Electricity (Low Fixed Charge Tariff Option for Domestic Consumers) Regulations 2004; and

- (vi) is subject to the condition that if the Distributor becomes aware that a Low Fixed Charge Tariff Option has been made available to, or is being applied by, a Retailer other than in accordance with this section, the Distributor may remove the relevant Consumer from the Low Fixed Charge Tariff Option to another Tariff Option and adjust the Charges accordingly. Such adjustment to the Charges may include recovery from the Retailer of any underpayment by the Retailer resulting from the Low Fixed Charge Tariff Option being applied other than in accordance with this Pricing Schedule, together with interest, calculated at the Interest Rate on the first day of the period during which the Low Fixed Charge Tariff option was incorrectly applied, from such day until the day on which the underpayment is recovered by the Distributor.
- (b) Option High Usage. Suitable for End-Consumers using greater than average annual consumption. This load group consists of a fixed daily charge plus a variable c/kWh charge.

8.2 Line Charges

8.2.1 Tariff Options

- (a) Both fixed and variable charges apply.
- (b) Multiple variable rates are available (refer to Section 6.2.4 for a detailed description of all the variable charge options). For each variable pricing component there will be a unique Load Group plus meter register code combination.
- (i) For single metered configurations uncontrolled (24UC) variable charges apply
- (ii) For single metered configurations all inclusive (AICO) variable charges apply
- (iii) For dual metered configurations both controlled (CTRL) and uncontrolled (24UC) variable charges apply (controlled rate conditional on End-Consumer equipment being permanently wired to a separately controlled meter)
- (iv) For dual register meters both day (CTUD) and night (CTUN) rates apply.
- (v) Night (NITE) rate available for load permanently wired to a separate meter.
- (c) Each monthly volume quantity submitted will incorporate for each ICP a volume for each meter register code as per the schedules
- (d) Consumption that is submitted on a meter register code not appropriate for the End-Consumers load group will be defaulted to the all inclusive rate (24UC)

The line charges are detailed in the following table:

PRICING POLICY



Load group	Pattern class	Code	Quantities	Description	Transmission Rate	Distribution Rate	Total Rate	Charge Type
CH1		F-C-CH1	968	Low user fixed charge	3.89	11.11	15.00	Fixed cents/day
CH1	24UC	E-C-CH1-24UC	1,324,309	Low user anytime variable charge	2.05	7.50	9.55	Cents/kWh
CH1	AICO	E-C-CH1-AICO	2,978,607	Low user all inclusive variable charge	1.79	6.55	8.34	Cents/kWh
CH1	CTRL	E-C-CH1-CTRL	221,636	Low user separately wired controlled meter variable charge	1.40	5.14	6.54	Cents/kWh
CH1	NITE	E-C-CH1-NITE		Low user separately wired night only variable charge	0.94	3.45	4.39	Cents/kWh
CH1	CTUD	E-C-CH1-CTUD	59,535	Low user two register day/night meter - day variable charge	2.62	9.60	12.22	Cents/kWh
CH1	CTUN	E-C-CH1-CTUN	28,798	Low user two register day/night meter - night variable charge	0.33	1.21	1.54	Cents/kWh
CH2		F-C-CH2	6,842	High user fixed charge	20.34	58.14	78.48	Fixed cents/day
CH2	24UC	E-C-CH2-24UC	34,468,719	High user anytime variable charge	1.30	5.36	6.66	Cents/kWh
CH2	AICO	E-C-CH2-AICO	18,050,140	High user all inclusive variable charge	1.06	4.39	5.45	Cents/kWh
CH2	CTRL	E-C-CH2-CTRL	2,868,513	High user separately wired controlled meter variable charge	0.71	2.94	3.65	Cents/kWh
CH2	NITE	E-C-CH2-NITE	16,364	High user separately wired night only variable charge	0.29	1.20	1.49	Cents/kWh
CH2	CTUD	E-C-CH2-CTUD	1,087,922	High user two register day/night meter - day variable charge	1.67	6.85	8.52	Cents/kWh
CH2	CTUN	E-C-CH2-CTUN	536,320	High user two register day/night meter - night variable charge	0.21	0.86	1.07	Cents/kWh

9 SMALL COMMERCIAL PRICING

9.1 Introduction

This section applies to End-Consumers whose annual consumption is greater than or equal to 100MWh and less than 500MWh. Temporary Builders' Supplies do not qualify for this group.

Consumers with capacity up to and including 500 amps can choose between standard accumulative type metering and Time of Use metering. For End-Consumers with capacity greater than 500 amps it is mandatory to have a Time of Use meter installed.

9.2 Fixed Line Charges

The fixed charges are common to both the standard accumulative type meter options and the Time of Use options. The fixed tariffs for each of the load groups are:

Load group	Pattern class	Code	Quantities	Description	Transmission Rate	Distribution Rate	Total Rate	Charge Type
CH3		F-C-CH3	27	>=100MWh to <200MWh fixed charge	2.76	9.09	11.85	\$/day
CH4		F-C-CH4	8	>=200MWh to <300MWh fixed charge	5.52	18.18	23.70	\$/day
CH5		F-C-CH5	4	>=300MWh to <400MWh fixed charge	6.90	22.73	29.63	\$/day
CH6		F-C-CH6	3	>=400MWh to <500MWh fixed charge	9.94	32.73	42.67	\$/day

9.3 Variable Line Charges

9.3.1 Standard Meter Options

(a) Multiple variable rates are available (refer to Section 6.2.4 for a detailed description of all the variable charge options). For each variable pricing component there will be a unique Load Group plus meter register code combination.

(i) For single metered configurations uncontrolled (24UC) variable charges apply;

PRICING POLICY



- (iii) For dual metered configurations both controlled (CTRL) and uncontrolled (24UC) variable charges apply (controlled rate conditional on End-Consumer equipment being permanently wired to a separately controlled meter);
 - (iv) For dual register meters both day (CTUD) and night (CTUN) rates apply;
 - (v) Night (NITE) rate available for load permanently wired to a separate meter.
- (b) Each monthly volume quantity submitted will incorporate for each ICP a volume for each meter register code as per the schedules.
- (c) Consumption that is submitted on a meter register code not appropriate for the End-Consumers load group will be defaulted to the all inclusive rate (24UC).

Load group	Pattern class	Code	Quantities	Description	Transmission Rate	Distribution Rate	Total Rate	Charge Type
CH3	24UC	E-C-CH3-24UC	2,709,423	>=100MWh to <200MWh anytime variable charge	0.89	4.57	5.46	Cents/kWh
CH3	CTRL	E-C-CH3-CTRL	-	>=100MWh to <200MWh controlled charge	0.55	2.82	3.37	Cents/kWh
CH3	NITE	E-C-CH3-NITE	-	>=100MWh to <200MWh night charge	0.31	1.56	1.87	Cents/kWh
CH3	CTUD	E-C-CH3-CTUD	513,325	>=100MWh to <200MWh two register day/night meter - day variable charge	1.14	5.85	6.99	Cents/kWh
CH3	CTUN	E-C-CH3-CTUN	160,564	>=100MWh to <200MWh two register day/night meter - night variable charge	0.14	0.74	0.88	Cents/kWh
CH4	24UC	E-C-CH4-24UC	822,976	>=200MWh to <300MWh anytime variable charge	0.90	4.02	4.92	Cents/kWh
CH4	CTRL	E-C-CH4-CTRL	-	>=200MWh to <300MWh controlled charge	0.55	2.48	3.03	Cents/kWh
CH4	NITE	E-C-CH4-NITE	-	>=200MWh to <300MWh night charge	0.31	1.37	1.68	Cents/kWh
CH4	CTUD	E-C-CH4-CTUD	-	>=200MWh to <300MWh two register day/night meter - day variable charge	1.14	5.15	6.29	Cents/kWh
CH4	CTUN	E-C-CH4-CTUN	-	>=200MWh to <300MWh two register day/night meter - night variable charge	0.14	0.65	0.79	Cents/kWh
CH5	24UC	E-C-CH5-24UC	675,441	>=300MWh to <400MWh anytime variable charge	0.89	3.20	4.09	Cents/kWh
CH5	CTRL	E-C-CH5-CTRL	-	>=300MWh to <400MWh controlled charge	0.55	1.97	2.52	Cents/kWh
CH5	NITE	E-C-CH5-NITE	-	>=300MWh to <400MWh night charge	0.31	1.09	1.40	Cents/kWh
CH5	CTUD	E-C-CH5-CTUD	-	>=300MWh to <400MWh two register day/night meter - day variable charge	1.14	4.10	5.24	Cents/kWh
CH5	CTUN	E-C-CH5-CTUN	-	>=300MWh to <400MWh two register day/night meter - night variable charge	0.14	0.52	0.66	Cents/kWh
CH6	24UC	E-C-CH6-24UC	315,881	>=400MWh to <500MWh anytime variable charge	0.89	2.96	3.85	Cents/kWh
CH6	CTRL	E-C-CH6-CTRL	-	>=400MWh to <500MWh controlled charge	0.54	1.83	2.37	Cents/kWh
CH6	NITE	E-C-CH6-NITE	-	>=400MWh to <500MWh night charge	0.31	1.01	1.32	Cents/kWh
CH6	CTUD	E-C-CH6-CTUD	80,400	>=400MWh to <500MWh two register day/night meter - day variable charge	1.14	3.79	4.93	Cents/kWh
CH6	CTUN	E-C-CH6-CTUN	28,400	>=400MWh to <500MWh two register day/night meter - night variable charge	0.14	0.48	0.62	Cents/kWh

9.3.2 Time of Use variable charges:

Within each load group two types of demand charge are applied:

- a) Anytime maximum demand (AMD) is defined as the true power in kilowatts (kW) obtained by multiplying by two the true energy in kilowatt hours (kWh) delivered over the half hour period of maximum consumption during the month to which the charges apply. This charge is represented as pattern class DMND, and is applied all year round.
- b) On Peak Demand (OPD) is defined as the true power in kilowatts (kW) obtained by multiplying by two the true energy in kilowatt hours (kWh) delivered over the half hour period of maximum consumption between the hours of 7am and 11am, and 5pm and 9pm on a working day during the month to which the charges apply. During the summer period the pattern class SOPD will be applied. During the winter period the pattern class WOPD will be applied.

PRICING POLICY



Load group	Pattern class	Code	Quantities	Description	Transmission Rate	Distribution Rate	Total Rate	Charge Type
CH3	SOPD	E-C-CH3-SOPD	1,275	>=100MWh to <200MWh TOU meter - summer OPD charge	1.94	1.45	3.39	\$/kW/month
CH3	WOPD	E-C-CH3-WOPD	1,319	>=100MWh to <200MWh TOU meter - winter OPD charge	6.99	5.22	12.21	\$/kW/month
CH3	DMND	E-C-CH3-DMND	2,689	>=100MWh to <200MWh TOU meter - demand charge	-	4.37	4.37	\$/kW/month
CH4	SOPD	E-C-CH4-SOPD	2,137	>=200MWh to <300MWh TOU meter - summer OPD charge	1.95	1.27	3.22	\$/kW/month
CH4	WOPD	E-C-CH4-WOPD	1,334	>=200MWh to <300MWh TOU meter - winter OPD charge	6.99	4.59	11.58	\$/kW/month
CH4	DMND	E-C-CH4-DMND	3,549	>=200MWh to <300MWh TOU meter - demand charge	-	3.84	3.84	\$/kW/month
CH5	SOPD	E-C-CH5-SOPD	1,728	>=300MWh to <400MWh TOU meter - summer OPD charge	1.94	1.01	2.95	\$/kW/month
CH5	WOPD	E-C-CH5-WOPD	1,025	>=300MWh to <400MWh TOU meter - winter OPD charge	6.99	3.65	10.64	\$/kW/month
CH5	DMND	E-C-CH5-DMND	2,817	>=300MWh to <400MWh TOU meter - demand charge	-	3.06	3.06	\$/kW/month
CH6	SOPD	E-C-CH6-SOPD	1,566	>=400MWh to <500MWh TOU meter - summer OPD charge	1.94	0.94	2.88	\$/kW/month
CH6	WOPD	E-C-CH6-WOPD	1,151	>=400MWh to <500MWh TOU meter - winter OPD charge	6.99	3.38	10.37	\$/kW/month
CH6	DMND	E-C-CH6-DMND	2,823	>=400MWh to <500MWh TOU meter - demand charge	-	2.83	2.83	\$/kW/month

10 LARGE COMMERCIAL PRICING

10.1 Introduction

This section applies to End-Consumers whose annual consumption is greater than or equal to 500MWh and less than 1,000MWh. Time of Use metering is mandatory for this consumer group.

Fixed and demand charges apply.

10.2 Fixed Line Charges

10.2.1 Fixed Daily Line Charges

The fixed charge is common to both the standard meter option and the Time of Use options.

Load group	Pattern class	Code	Quantities	Description	Transmission Rate	Distribution Rate	Total Rate	Charge Type
CH7		F-C-CH7	2	>=500MWh to <600MWh fixed charge	8.61	31.78	40.39	\$/day
CH8		F-C-CH8	2	>=600MWh to <750MWh fixed charge	11.20	41.31	52.51	\$/day
CH9		F-C-CH9	1	>=750MWh to <1,000MWh fixed charge	12.06	44.49	56.55	\$/day

10.3 Variable Line Charges

10.3.1 Time of Use Variable Charges

Within each load group two types of demand charge are applied:

- a) Anytime maximum demand (AMD) is defined as the true power in kilowatts (kW) obtained by multiplying by two the true energy in kilowatt hours (kWh) delivered over the half hour period of maximum consumption during the month to which the charges apply. This charge is represented as pattern class DMND, and is applied all year round.

PRICING POLICY



- b) On Peak Demand (OPD) is defined as the true power in kilowatts (kW) obtained by multiplying by two the true energy in kilowatt hours (kWh) delivered over the half hour period of maximum consumption between the hours of 7am and 11am, and 5pm and 9pm on a working day during the month to which the charges apply. During the summer period the pattern class SOPD will be applied. During the winter period the pattern class WOPD will be applied.

Load group	Pattern class	Code	Quantities	Description	Transmission Rate	Distribution Rate	Total Rate	Charge Type
CH7	SOPD	E-C-CH7-SOPD	1,234	>=500MWh to <600MWh TOU meter - summer OPD charge	1.65	0.36	2.01	\$/kW/month
CH7	WOPD	E-C-CH7-WOPD	895	>=500MWh to <600MWh TOU meter - winter OPD charge	6.99	1.52	8.51	\$/kW/month
CH7	DMND	E-C-CH7-DMND	2,968	>=500MWh to <600MWh TOU meter - demand charge	-	3.22	3.22	\$/kW/month
CH8	SOPD	E-C-CH8-SOPD	1,847	>=600MWh to <750MWh TOU meter - summer OPD charge	1.66	0.34	2.00	\$/kW/month
CH8	WOPD	E-C-CH8-WOPD	1,285	>=600MWh to <750MWh TOU meter - winter OPD charge	6.99	1.46	8.45	\$/kW/month
CH8	DMND	E-C-CH8-DMND	3,168	>=600MWh to <750MWh TOU meter - demand charge	-	3.09	3.09	\$/kW/month
CH9	SOPD	E-C-CH9-SOPD	1,068	>=750MWh to <1,000MWh TOU meter - summer OPD charge	1.66	0.33	1.99	\$/kW/month
CH9	WOPD	E-C-CH9-WOPD	790	>=750MWh to <1,000MWh TOU meter - winter OPD charge	6.99	1.41	8.40	\$/kW/month
CH9	DMND	E-C-CH9-DMND	1,889	>=750MWh to <1,000MWh TOU meter - demand charge	-	2.99	2.99	\$/kW/month

11 INDUSTRIAL PRICING

11.1 Introduction

This section applies to End-Consumers with annual consumption 1GWh and greater. Time of Use metering is mandatory for this consumer group.

11.2 Line Charges

Line charges are calculated on an individual basis and may contain a mixture of fixed and variable rates.

Charges for the industrial group are subject to periodic review based on site-specific information, which may include assets employed and/or electricity demand. The distributor will give the retailer or direct connect End-Consumer 30 days notice of new individual charges.

The pricing methodologies applicable to the industrial group are available on request.

Load group	Pattern class	Code	Quantities	Description	Transmission Rate	Distribution Rate	Total Rate	Charge Type
CH10		F-C-CH10	1	>=1GWh to <50GWh fixed charge	P.O.A.	P.O.A.	P.O.A.	P.O.A.
CH11		F-C-CH11	1	>=1GWh to <50GWh fixed charge	P.O.A.	P.O.A.	P.O.A.	P.O.A.
CH12		F-C-CH12	1	>=1GWh to <50GWh fixed charge	P.O.A.	P.O.A.	P.O.A.	P.O.A.



12 OTHER CHARGES

12.1 Introduction

All Non-Distribution Network Fault work, or Retailer or End-Consumer services not listed below will be charged to the retailer on a time and materials basis at market rates. All charges below will be invoiced directly to the Retailer by the Distributor and not to the End-Consumer.

Type	Charge
LOAD GROUP CHANGE FEE:	
Payable by the Retailer when a End-Consumer’s Load Group or option within the residential/small commercial End-Consumer’s Load Group is changed more than once in any 12 month period.	\$30 per End-Consumers Point of connection (payable for the second and each subsequent instance)
LATE LOAD GROUP CHANGE FEE:	
Payable by the Retailer when a request for a load group change needs to be back dated because the load group change request has not been supplied by the deadline as set out in section 6.2.9	\$30 per End-Consumers Point of connection
NON-NETWORK FAULT CALLOUT FEE:	
Payable when a Retailer requests a fault service call that, upon investigation, is determined to be a Non-Network Fault (i.e. a fault on the End-Consumer’s Equipment). A repair option may be offered directly to the End-Consumer and, if accepted, costs including the callout charge will be recovered from the End-Consumer and the Retailer will not be charged this fee.	\$30 per callout

PRICING POLICY

TEMPORARY DISCONNECTION FEE:	
This fee is payable for a Temporary Disconnection for completion within one working day where the Retailer has requested the service. The Retailer may specify a target time for a working day between 8am and 5pm. The service includes reconnection. This fee only applies where there is an accessible isolating device which isolates only the requested End-Consumers Point of connection. If more extensive work is necessary to gain access to the relevant End-Consumers Point of connection to effect the disconnection, then the service level will not apply and the fee for the service will reflect the actual costs involved.	\$30 per End-Consumers Point of connection plus \$30 reconnection only if a second visit is required
URGENT / AFTER HOURS TEMPORARY DISCONNECTION FEE:	
This fee is payable for a Temporary Disconnection for urgent completion on an "as soon as possible" basis or where the service is required outside of the hours specified for the non-urgent service where the Retailer has requested the service and the service will be completed by the first available field resource. The service includes reconnection.	\$60 per End-Consumers Point of connection plus \$30 reconnection only if a second visit is required
PERMANENT DISCONNECTION FEE – ELECTRICITY:	
This fee is payable when the Distributor removes the fuse and disconnects the service main at a decommissioned End-Consumers Point of connection.	\$30 per End-Consumers Point of connection
CHANGE OF CAPACITY FEE – ELECTRICITY:	
This fee is payable when the capacity change can be completed by changing fuse size within the existing fuse holder. Work in excess of this will be charged directly to the End-Consumer on a time and materials basis at market rates.	\$30 per End-Consumers Point of connection.

PRICING POLICY

ADHOC REPORT FEE:	
Payable where a Retailer requests an ad hoc report that is not generally supplied by the Distributor.	\$90 per hour or such other fee as may be agreed.
LATE, INCORRECT OR INCOMPLETE DATA FEE:	
This fee is payable where data required in this Agreement from the Retailer to the Distributor does not comply with the requirements of this Agreement. It will be charged on the basis of the actual time spent by a billing analyst to review, correct, validate and reconcile the information.	\$90 per hour
LOAD CONTROLLING SERVICES:	
Unless otherwise agreed with the retailer the Distributor will provide Load Controlling and Load shifting between Grid Exit Points on a case by case basis.	To be negotiated

13 LOSS FACTORS

13.1 General Conditions

13.1.1 Reviews

Losses and Loss Adjustment Factors may be reviewed and may be amended by the Distributor from time to time in accordance with the Agreement, to ensure that they reflect unaccounted for electricity on the Distribution Network as accurately as possible.

Currently the Loss Adjustment Factors are described in the Tables below.

Load groups	Loss factor	Code
CH1-CH9	LFCH001	1.0793
CH10-CH11	LFCH002	1.02
CH12	LFCH003	1.04

14 CURRENT AND FUTURE TARIFF DIRECTION

14.1 Current Price Review

The current changes in price are based on the following:

- (1) an increase in Transpower pricing / transmission rates
- (2) deriving an acceptable rate of return

14.2 Transpower Charges

Currently Transpower calculates the coincident maximum demand based on the 12 highest peak demands over a rolling 12 month period for each Grid Exit Point (GXP).

After 1 April 2008, Transpower will change its methodology in determining its transmission charges. Transpower will split New Zealand into upper/lower Island regions. In the lower North Island, all GXP energy consumption will be summed over a period (1 Sept to 31 Aug) to find the 100 highest demands at any given time. These 100 peaks will be used to calculate a consumer's CMD. A consumer's CMD equals the average demand at those 100 peak times determined by Transpower.

14.3 Future Price Review

Transpower has advised their intention to further increase transmission rates over the next 2 years. This increase will be within a range of 8-10% respectively and reflects Transpower's administrative settlement discussions with the Commerce Commission. Centralines intends to pass through Transpower's costs and other cost increases on an annual basis.

15 CLARIFICATION

17.1 Clarification of any matter referred to in this document should be directed to:

Commercial Analyst
C/- Unison Networks Ltd
P O Box 555
1101 Omahu Rd
HASTINGS
Ph (06) 873 9300 Fax (06) 873 9311

16 COMMUNICATION

18.1 Once the Pricing Policy and schedules document is approved it shall be sent to Retailers and published on the Centralines Intranet and Internet by the Communication Manager.

17 IMPLEMENTATION, REVIEW AND REVISIONS

19.1 The policy is effective from 1 April 2008.


19.2 The policy shall be subject to review annually or as required.

19.3 Revision, Consultation and Approval Processes shall be instigated by the Commercial Analyst.

18 APPROVALS

Prepared by:


Commercial Analyst

Signature: 

Date: 07/02/2008

Authorised by:


Regional Manager Centralines

Signature: 

Date: 07/02/2008

Approved by:

Chief Executive

Signature: 

Date: 07/02/2008